

Vcheck fSAA 2.0

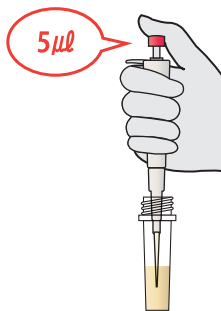


Feline Acute Inflammatory Marker, Serum Amyloid A

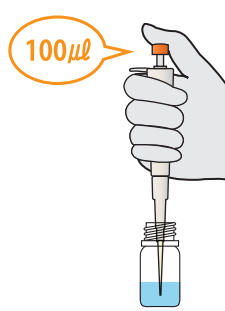
A user-friendly procedure

Newly changed pad-type procedure is very simple and easy to follow, improving user convenience. Also, this change helps reduce user errors, which increases reproducibility of test results.

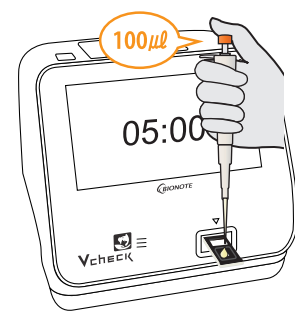
Draw serum/
plasma(heparin) 5 μ l



Mix the sample by
pipetting for 8 times

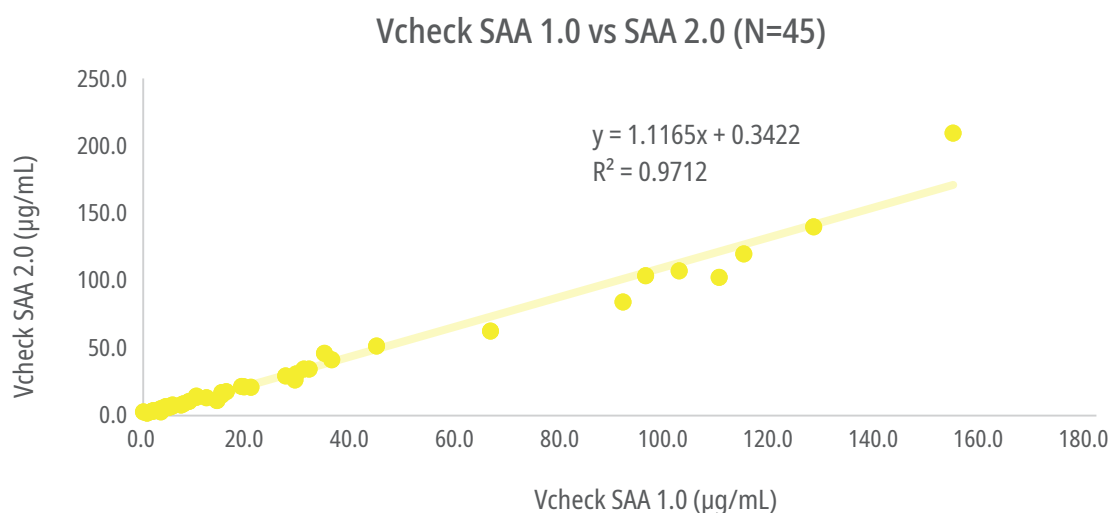


Add the mixed sample
into the test device



Maintained high accuracy

Vcheck SAA 2.0 maintains high accuracy in previous products, even though test procedure is much simpler than before. (97% correlation between SAA 1.0 and ELISA of company 'I')



Clinical application of SAA



AFTER SURGERY

Monitoring the post-operative effects and recovery after surgery

SAA test is useful in early detection of post-surgical infections.

⇒ Serial measurements (recommended)

- ① Before surgery
- ② Immediately after surgery
- ③ 2-3 times every 12 hours



CONTINUOUS MONITORING

Monitoring the treatment response to inflammation

Serial measurements of SAA are useful as a monitoring tool for the response to treatment of cats with high SAA values at the first visit.

A decrease in SAA concentrations between two consecutive time points could be associated with positive response to treatment.



REGULAR CHECK-UP

Detecting the presence of inflammation in cats with no clinical signs

Serum amyloid A (SAA) is reported to increase in the early stage of inflammation and in cases of tissue damage, enabling early detection of inflammation before the presence of clinical symptoms.

Features



Sample
Serum, Plasma(heparin) 5 µl



Measurement Range
5~200 µg/ml



Test time
5 minutes

Ordering Information

Product No.	Product Name	Product Type	Packing Unit
VCF128DD	Vcheck Feline SAA 2.0	Device	10 Tests/Kit



To learn more and place your order

Minneapolis Minnesota

✉ customerservice@bionote.com ☎ 800-727-5169